

LF Resilient MM Balanced Managed Fund X Accumulation

Platform availability:



Investment Objective

To achieve a total return (the combination of income and capital growth), over any five year period, after all costs and charges have been taken.

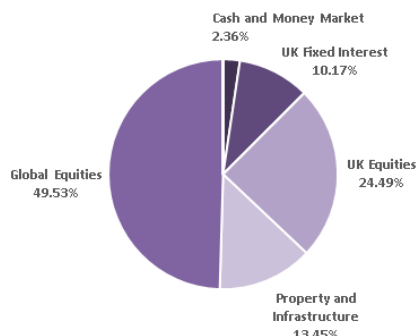
Capital invested is at risk and there is no guarantee the objective will be achieved over any time period.

Comparator Benchmark

IA Mixed Investment 40-85% Shares sector

The fund's performance may be compared against the Investment Association Mixed 40-85% Shares sector. Many funds sold in the UK are grouped into sectors by the Investment Association (the trade body that represents UK investment managers). The comparator benchmark has been selected as we consider it assists investors in evaluating the fund's performance against the performance of other funds invested in similar assets.

Asset Allocation



Technical Information as at 31st January 2020

Fund Size	£39.58m	ISA Status	Qualifying
Historic Yield	1.66%*	Number of Holdings	31
Launch Date	11 Aug 2008	Regular Savings	£100 per month
Ex Dividend Dates	30 Nov, 31 May	Link Dealing Line	0345 922 0044
Distribution Dates	31 Jan, 31 Jul		
Pricing Basis	Forward to 8.30 am**		

*The Historic Yield reflects distributions declared over the past twelve months as a percentage of the mid-market unit price, as at the date shown. It does not include any preliminary charge and investors may be subject to tax on their distributions.

Charges	OCF (31.05.20)	Initial Charge	Annual Charge	Sedol
Class 'X' Shares	1.21%	Nil	0.65%	B2RHRS4

The ongoing charges figure is based on expenses as at 31 May 2020. This figure may vary from year to year. The ongoing charges are taken from the income of the fund. They exclude portfolio transaction costs, except in the case of an entry/exit charge paid by the fund when buying or selling units in another collective investment undertaking. A copy of the latest Prospectus and the KIIDs are available from Link Fund Solutions Limited, the Fund's Authorised Corporate Director. The fund is authorised in the United Kingdom by the Financial Conduct Authority. Link Fund Solutions Limited is authorised in the United Kingdom and regulated by the Financial Conduct Authority.

Top 10 Holdings as at 31.12.20

Top 10 Holdings	%
Legg Mason Japan Equity Hedged	4.38
Tritax Big Box REIT	4.26
L&G Battery Value Chain	4.12
SVM UK Growth	3.99
L&G Cyber Security ETF GBP	3.84
Fidelity Emerging Markets	3.71
SPDR FTSE UK All Share	3.69
Legg Mason RARE Global Infrastructure	3.50
iShares MSCI Pacific ex Japan GBP	3.48
L&G ROBO Global Robotics & Auto	3.45

Risk and reward profile

Source: Key Investor Information Document as at 30/07/2020



This indicator shows how much a fund has risen and fallen in the past, and therefore how much a fund's returns have varied. It is a measure of a fund's volatility. The higher a fund's past volatility the higher the number on the scale and the greater the risk that investors in that fund may have made losses as well as gains.

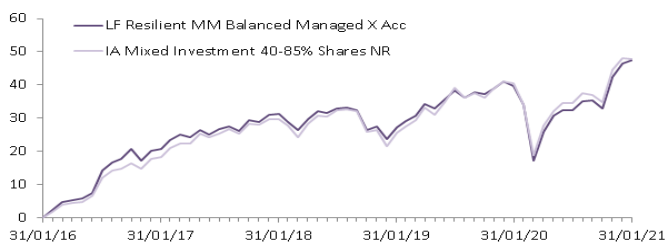
The fund has been classed as 5 because its volatility has been measured as above average.

This indicator is based on historical data and may not be a reliable indication of the future risk profile of this fund

The risk and reward profile shown is not guaranteed to remain the same and may shift over time. The lowest number on the scale does not mean that a fund is risk free.

Cumulative Fund Performance

Source: Lipper for Investment Management
Percentage Growth Total Return, Tax UK Net, In GBP

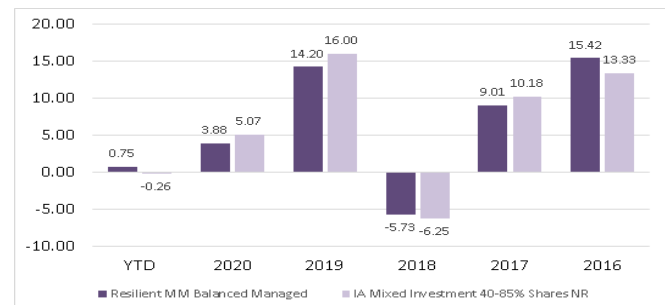


5 Years from 31.01.16 to 31.01.21

All performance data is sourced from Lipper for Investment Management

Discrete Fund Performance in Calendar Years

Source: Lipper for Investment Management
Percentage Growth Total Return, Tax UK Net, In GBP



Fund Performance

Time period ending 31.01.21

	3 month	6 months	1 year	3 years	5 years
LF Resilient MM Balanced Managed X Acc (%)	11.08	11.62	5.63	12.48	47.62
IA Mixed Investment 40-85% Shares (%)	9.69	9.86	5.10	13.86	47.70
Quartile	2	1	2	3	3

Source: Lipper for Investment Management

Please note that LF Resilient MM Balanced Managed Fund is priced up to 24 hours after the valuations of their underlying holdings. Therefore, performance against the relevant sector can be affected positively or negatively depending on market movements.

Dealing Details

Link Fund Solutions Limited

PO Box 389,
Darlington, DL1 9UF
Dealing Line: 0345 922 0044
Website: www.linkfundsolutions.co.uk

GHC Capital Markets Ltd: 0116 204 5500

This document is for the information of clients of GHC Capital Markets Ltd and is not intended as an offer or solicitation to buy or sell securities. The information given is believed to be correct but cannot be guaranteed and opinions constitute our judgement, which is subject to change. Certain investments carry a higher degree of risk than others, are less marketable and therefore may not be suitable for all clients who should always consult their investment adviser before dealing. The value of stocks, shares and units and the income from them may fall as well as rise and this also applies to interest rates and the Sterling value of overseas investments. Past performance is not necessarily a guide to future returns and investors may not get back the amount they invested. Any anticipated tax benefits depend upon an individual's circumstances and are subject to changes in legislation and regulation, which cannot be foreseen. Directors, employees and other clients of GHC Capital Markets Ltd may have an interest in securities mentioned by the firm but all officers operate a policy of independence which requires them to disregard any such interest when making recommendations. Note that telephone calls may be recorded. COPYRIGHT: © GHC Capital Markets Ltd, 2021. All rights reserved. No part of this publication may be reproduced, transmitted, transcribed, stored in a retrieval system, or translated into any language in any form by any means without the written permission of GHC Capital Markets Ltd.